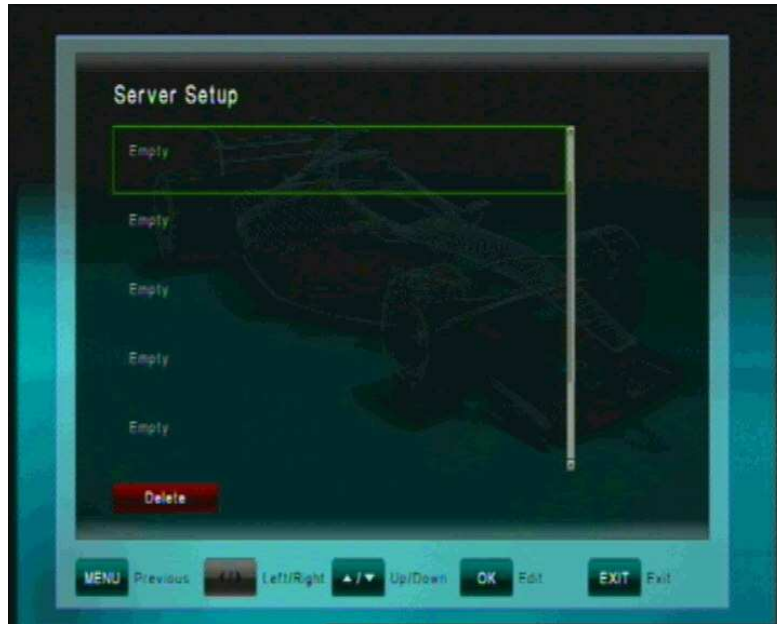


How to set HD 9600 or HD TS 9600 as CC CAMD card clients

Option A: inputing server values using remote control unit:

- 1) Check if special functions are enabled (menu icon disabled, hit 8888 on remote in main menu if not)
- 2) Go into Server Setup submenu, (MENU. → Multimedia → Server Setup),press OK. on empty Server place




- 3) Put Server information into Server properties window
 - A. Server Status (read only)
 - B. Server Type
 - C. Server Address (External IP Address for Internet sharing, internal for sharing in local earea Network)
 - D. Server Port
 - E. User ID
 - F. User Password

<http://www.ijachouf.com/sat/globo/OpticumHD9600/>

www.ijachouf.com/sat/



- 4) Press red button to confirm changes
- 5) Connection is active, if connection icon and Start status in front of chosen server at server list



Option B: updating server values using softcam.key file

Put server information in this order on the beginning of softcam.key file:

```
C: 192.168.0.2 20000 user1 pass1
```

Description:

C – CCCAMD flag

192.168.0.2 – server IP address or network ID

20000 – server port

user1 – user ID

pass1 – user password

<http://www.ijachouf.com/sat/globo/OpticumHD9600/>

www.ijachouf.com/sat/

Softcam.key file edited by notepad should look like this:

```
C: 192.168.0.2 20000 user1 pass1
```

```
C: 192.168.0.3 21000 user1 pass1
```

```
C: 192.168.0.4 22000 user1 pass1
```

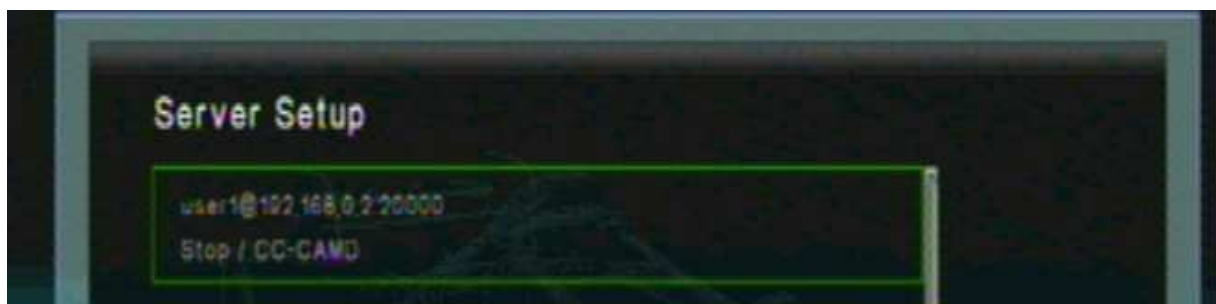
```
C: 192.168.0.5 23000 user1 pass1
```

```
-----  
;                               NAGRA Providers and keys           --  
-----  
...  
...  
...
```


WARNING: you can put 1 to 8 servers to connect

To put server informations to receiver You just need to update the softcam.key file in receiver just like software or channellist

WARNING: after update server is not enabled, so You need to enter into Server Setup menu and turn it on



Running server if server information looks like this:



Addon 1: special functions disabled/enabled:



www.ijachouf.com

<http://www.ijachouf.com/sat/globo/OpticumHD9600/>

www.ijachouf.com/sat/